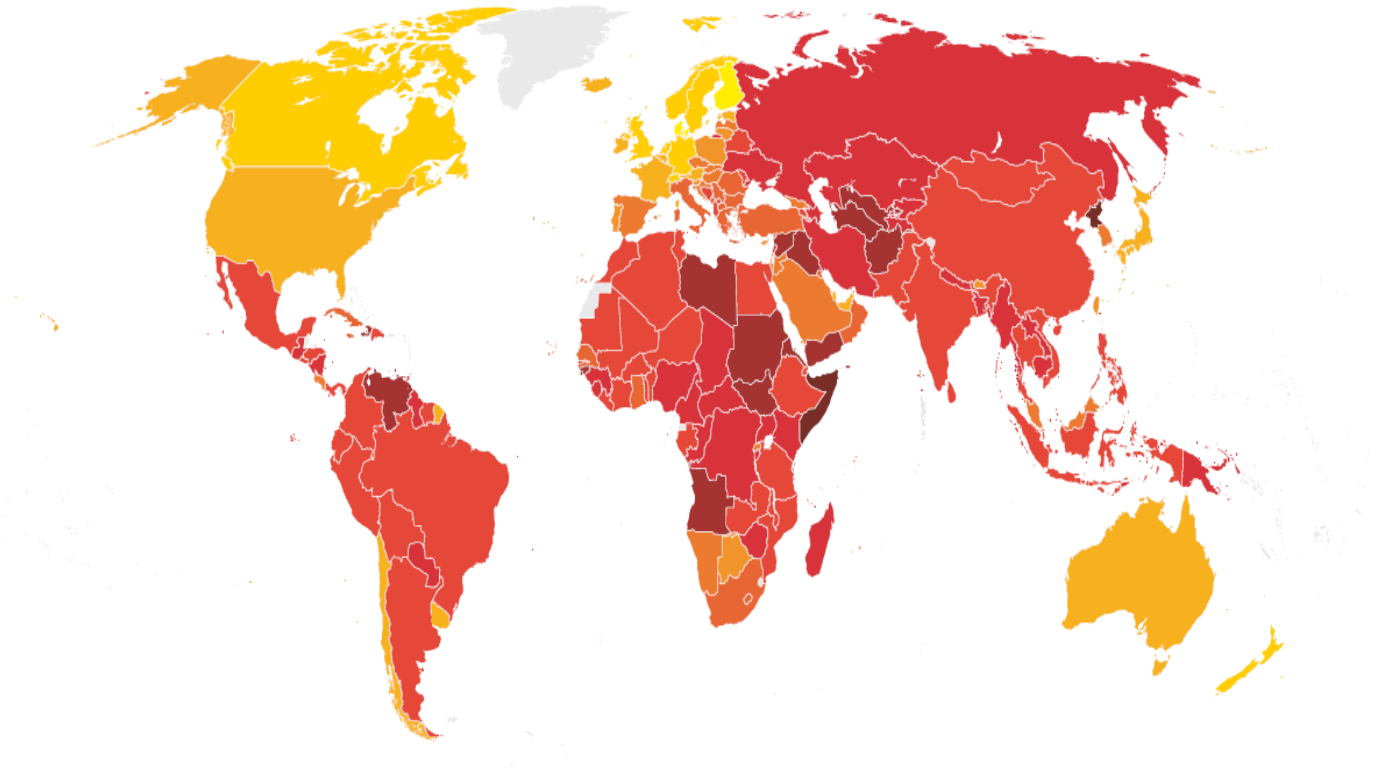


CPI 2015

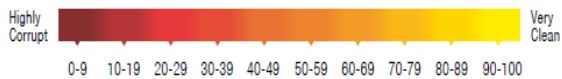


CORRUPTION PERCEPTIONS INDEX 2015

The perceived levels of public sector corruption in 168 countries/territories around the world.



SCORE



#cpi2015

www.transparency.org/cpi

CPI 2015: THE TOP



RANK	COUNTRY/TERRITORY	SCORE
1	DENMARK	91
2	FINLAND	90
3	SWEDEN	89
4	NEW ZEALAND	88
5	NETHERLANDS	87
5	NORWAY	87

SCORE

Highly
Corrupt



Very
Clean

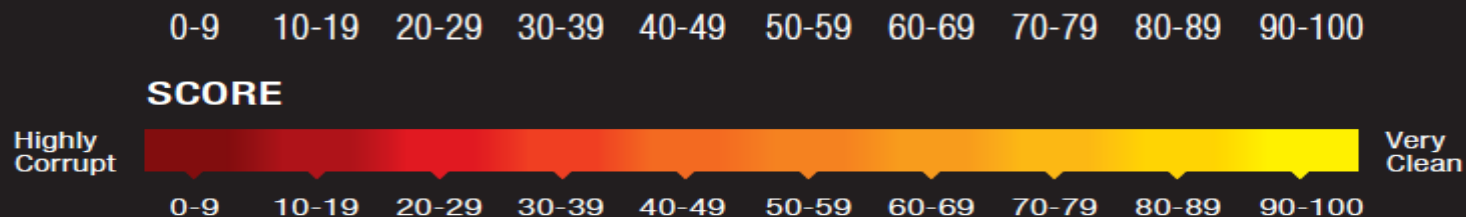
0-9 10-19 20-29 30-39 40-49 50-59 60-69 70-79 80-89 90-100

Denmark is in first place with score of 91, helped by strong access to information systems and rules governing the behaviour of those in public positions.

CPI 2015: THE BOTTOM



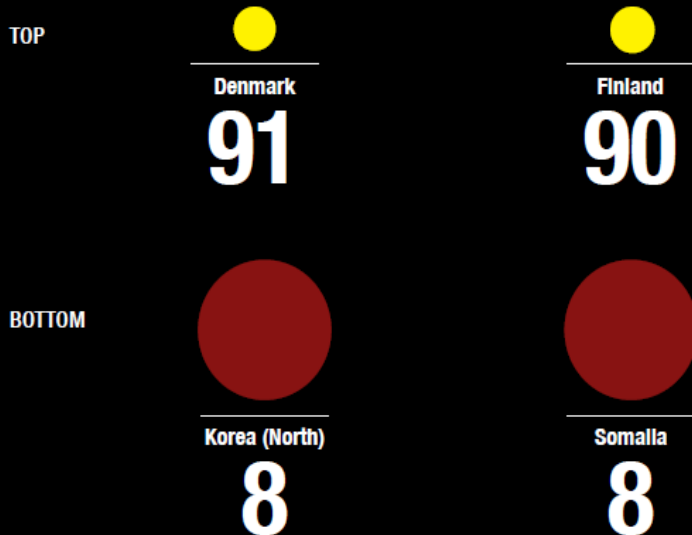
RANK	COUNTRY/TERRITORY	SCORE
161	IRAQ	16
161	LIBYA	16
163	ANGOLA	15
163	SOUTH SUDAN	15
165	SUDAN	12
166	AFGHANISTAN	11
167	KOREA (NORTH)	8
167	SOMALIA	8



CORRUPTION PERCEPTIONS INDEX 2015

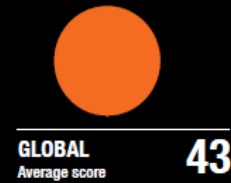


COUNTRY CONTRAST

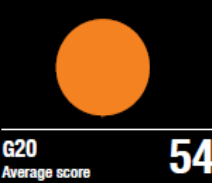


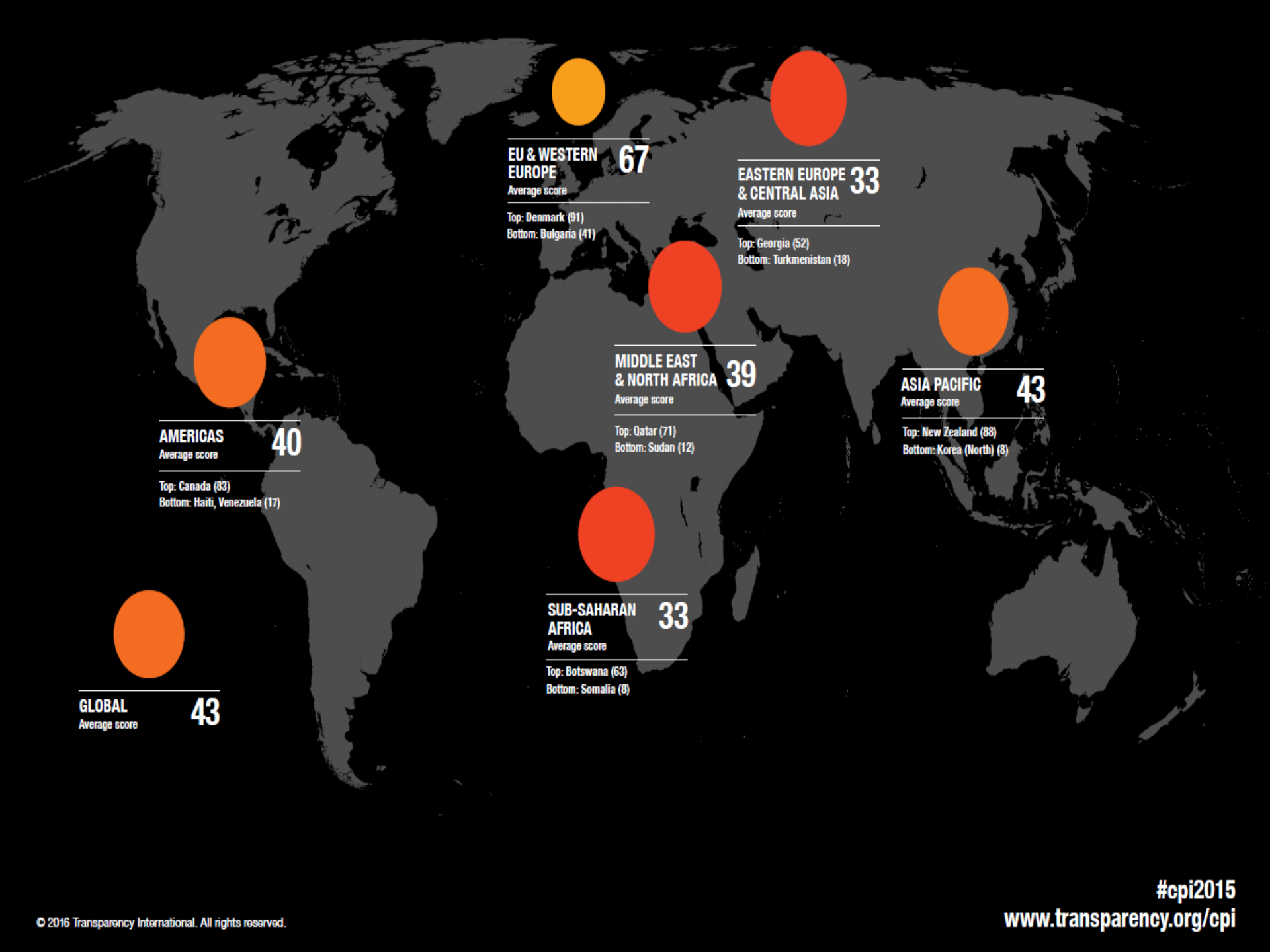
CORRUPTION PROBLEM

GLOBAL PERFORMANCE



G20 PERFORMANCE





EU & WESTERN EUROPE 67
Average score

Top: Denmark (91)
Bottom: Bulgaria (41)



EASTERN EUROPE & CENTRAL ASIA 33
Average score

Top: Georgia (52)
Bottom: Turkmenistan (18)



AMERICAS 40
Average score

Top: Canada (83)
Bottom: Haiti, Venezuela (17)



MIDDLE EAST & NORTH AFRICA 39
Average score

Top: Qatar (71)
Bottom: Sudan (12)



ASIA PACIFIC 43
Average score

Top: New Zealand (88)
Bottom: Korea (North) (8)



SUB-SAHARAN AFRICA 33
Average score

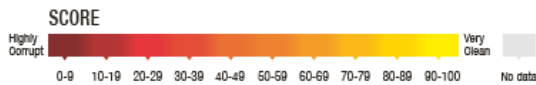
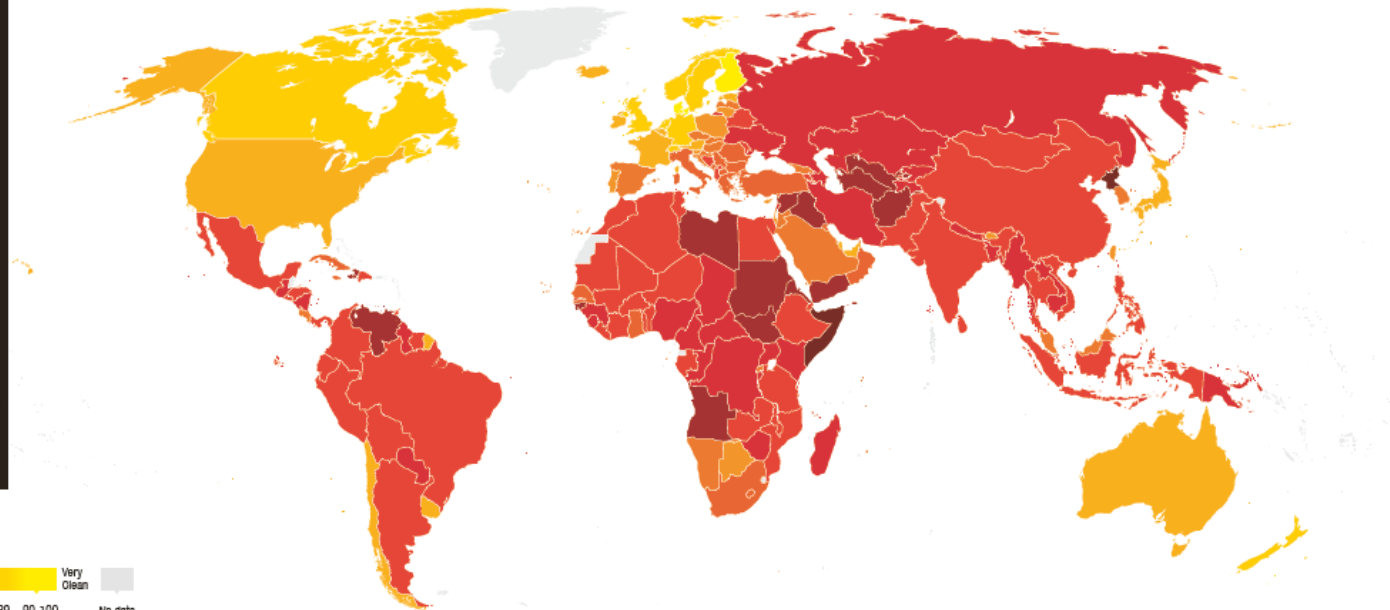
Top: Botswana (63)
Bottom: Somalia (8)



GLOBAL 43
Average score

CORRUPTION PERCEPTIONS INDEX 2015

The perceived levels of public sector corruption in 168 countries/territories around the world.



RANK	COUNTRY/TERRITORY	SCORE	RANK	COUNTRY/TERRITORY	SCORE	RANK	COUNTRY/TERRITORY	SCORE	RANK	COUNTRY/TERRITORY	SCORE	RANK	COUNTRY/TERRITORY	SCORE
1	Denmark	91	21	Uruguay	74	61	Italy	44	99	Djibouti	34	139	Guinea	26
2	Finland	90	22	Qatar	71	61	Lesotho	44	99	Gabon	34	139	Kenya	26
3	Sweden	89	23	Chile	70	61	Montenegro	44	99	Niger	34	119	Russia	29
4	New Zealand	88	23	Estonia	70	61	Senegal	44	103	Dominican Republic	33	119	Sierra Leone	29
5	Netherlands	87	23	France	70	61	South Africa	44	103	Ethiopia	33	123	Gambia	28
5	Norway	87	27	United Arab Emirates	70	66	Sao Tome and Principe	42	103	Kosovo	33	123	Guatemala	28
7	Switzerland	86	28	Bhutan	66	66	The FYR of Macedonia	42	103	Moldova	33	145	Kazakhstan	28
8	Singapore	86	28	Botswana	63	66	Turkey	42	107	Argentina	32	146	Kyrgyzstan	28
9	Canada	83	28	Portugal	63	66	Bulgaria	41	107	Belarus	32	147	Lebanon	28
10	Germany	81	30	Poland	62	69	Albania	36	107	Côte d'Ivoire	32	123	Madagascar	28
10	Luxembourg	81	30	Taiwan	62	69	Jamaica	41	107	Ecuador	32	123	Timor-Leste	28
10	United Kingdom	81	32	Cyprus	61	71	Serbia	40	107	Togo	32	130	Cameroon	27
13	Australia	79	32	Israel	61	72	El Salvador	39	112	Honduras	31	130	Iran	27
13	Iceland	79	32	Lithuania	61	72	Mongolia	39	112	Malawi	31	130	Nepal	27
15	Belgium	77	35	Slovenia	60	72	Panama	39	112	Mauritania	31	130	Nicaragua	27
16	Austria	76	36	Spain	68	72	Trinidad and Tobago	39	112	Mozambique	31	130	Paraguay	27
16	United States	76	37	Czech Republic	66	76	Boenia and Herzegovina	38	112	Vietnam	31	130	Ukraine	27
18	Hong Kong	76	37	Malta	66	76	Brazil	38	117	Pakistan	30	136	Comoros	26
18	Ireland	76	40	Oape Verde	66	76	Burkina Faso	38	117	Tanzania	30	136	Nigeria	26
18	Japan	76	40	Oman	66	76	India	38	119	Azerbaijan	29	136	Tajikistan	26
									139	Bangladesh	26	154	Yemen	18
												158	Haiti	17
												158	Guinea-Bissau	17
												158	Venezuela	17
												161	Iraq	16
												161	Libya	16
												163	Angola	16
												163	South Sudan	16
												165	Sudan	12
												166	Afghanistan	11
												167	Korea (North)	8
												167	Somalia	8



www.transparency.org

facebook.com/transparencyinternational

twitter.com/anticorruption

blog.transparency.org

© 2014 Transparency International. All rights reserved.